

Mac Client Support

In TSE 6.5, Propalms TSE client for Mac OS (Intel based) supports following features:

1. Auto Reconnect.
2. Logoff Disconnected Sessions.
3. Logoff Idle Sessions.
4. Enable Session Recording.
5. Color Depth.
6. Client Printer Redirection.
7. Client Drive Sharing.
8. Bitmap Caching.
9. Enable Audio.
10. Enable Desktop Background.
11. Show Window Content While Dragging.
12. Menu and Window Animation.
13. Font Smoothing.
14. Enable Themes.

OverView

The Native RDP Client Connections feature in Propalms Terminal Services Edition

TSE enables you to run server-based applications without having to install any additional client software (besides the native Microsoft RDP client) on the client device.

Launching a server-based TSE application via a Native RDP Client Connection provides several key benefits:

1. Support for RDP for Mac OS feature set
2. Publishing of applications to web-based interface (TSE Launchpad)
3. Resource-based load-balancing for the native RDP session
4. No additional installation of a vendor-specific client component.

As there is no TSE client software piece running, with Native client some TSE centric features are not available:-

1. Seamless windows
2. SPR Support
3. File Associations
4. Desktop and Start menu Shortcuts

TSE MAC and Linux client are extensions of the Native client, so limitations of Native client also apply to MAC and Linux client.

Native Client on Apple Macintosh

Launching Propalms TSE applications from a Macintosh client machine requires the Microsoft Remote Desktop Connection Client for Mac to be installed on the machine.

More information can be obtained at this Microsoft Websites Mac section:

<http://www.microsoft.com/mac/remote-desktop-client>

Before Launching through Propalms Mac Client, it is compulsory to check that one can launch a native RDP session on Propalms v6.5 App server.

Also one must make sure that latest RDP client for Mac is installed and if not then check on below link.

<http://www.microsoft.com/downloads/en/details.aspx?FamilyID=68346e0d-44d3-4065-99bb-b664b27ee1f0>

The TSE Mac client plug-in files are placed in the Depot directory of TSE WEB server. \Inetpub\wwwroot\Depot\mac-tse-plugin.zip . It can be downloaded via browser on the client .

Http://TSE_Webserver/depot/mac-tse-plugin.zip

Alternatively it can be downloaded from Propalms Site:

<http://www.propalms.com/download/clients/mac-tse-plugin.zip>

Please follow below instructions to install TSE's Mac Client plug-in for Intel:

Propalms Mac plug-in (Intel) attached zip file containing Mac Plug-in for Intel based Macs. Propalms Mac Client is Tested on Mac OS X 10.5.8, Safari version 2.0.4. This zip file contains a PKG file which is the Mac equivalent of an .MSI, so execute it only on Mac running Intel based processor.

With the latest RDP client 2.1 for Mac OS, more than one App/RDP session can be run from simultaneously.

NOTE1: While installing plug-in please make sure you remove earlier TSE plug-in from browser completely.

NOTE2: This plug-in is for Intel based MAC's only and should not be installed on PowerPC based older Mac machines.

PowerPC based Mac plug-in is also available on Propalms Web site.

PowerPC Mac Download Link:

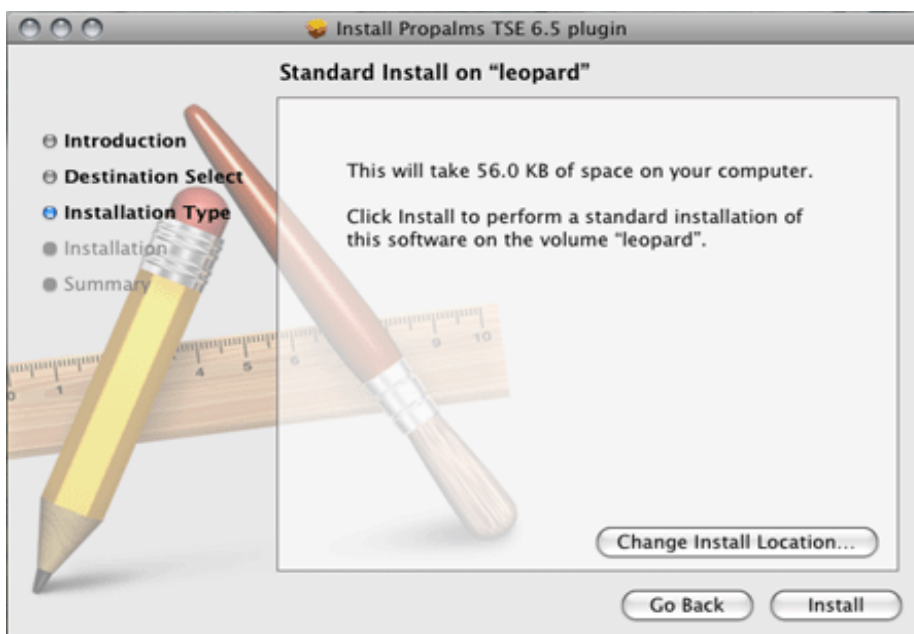
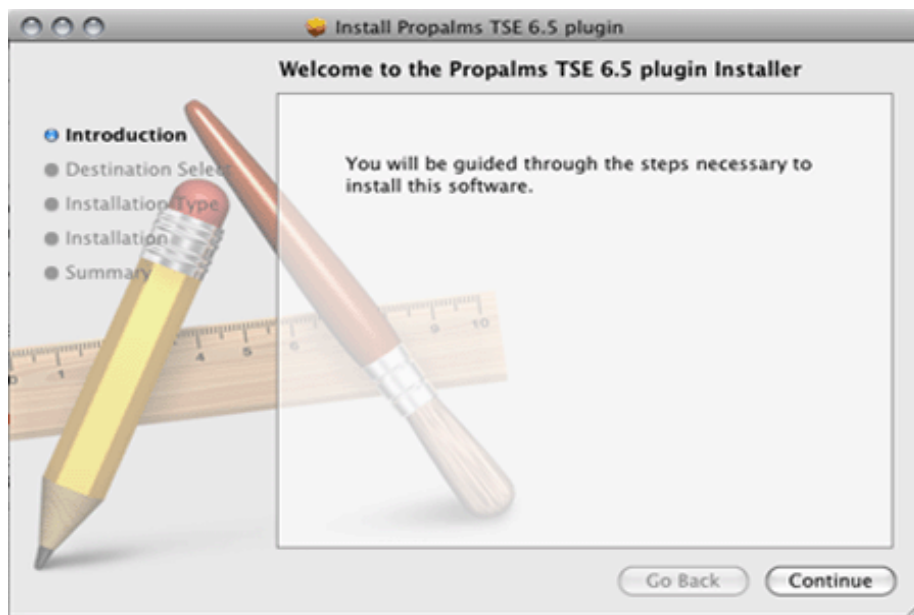
http://www.propalms.com/download/clients/TSE_MAC_Client.zip

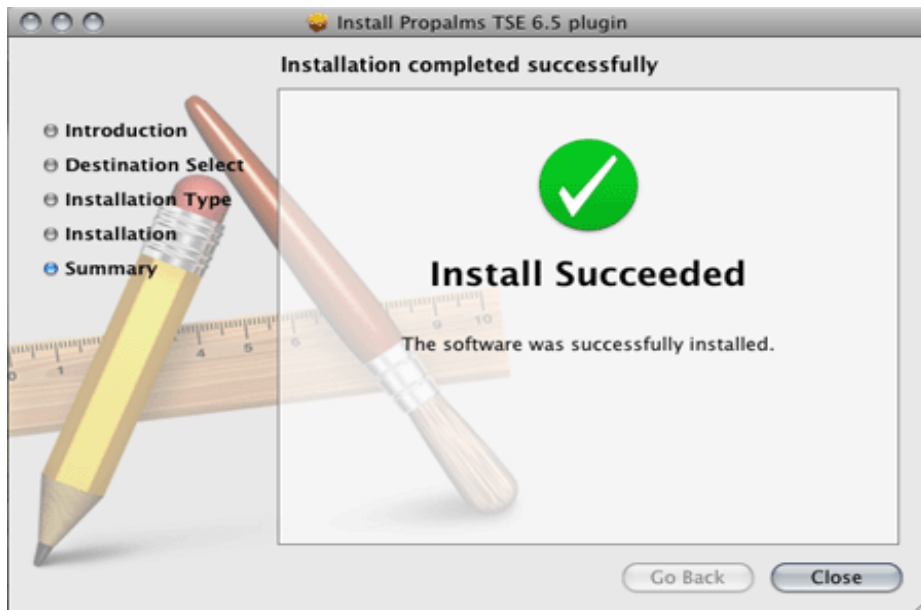
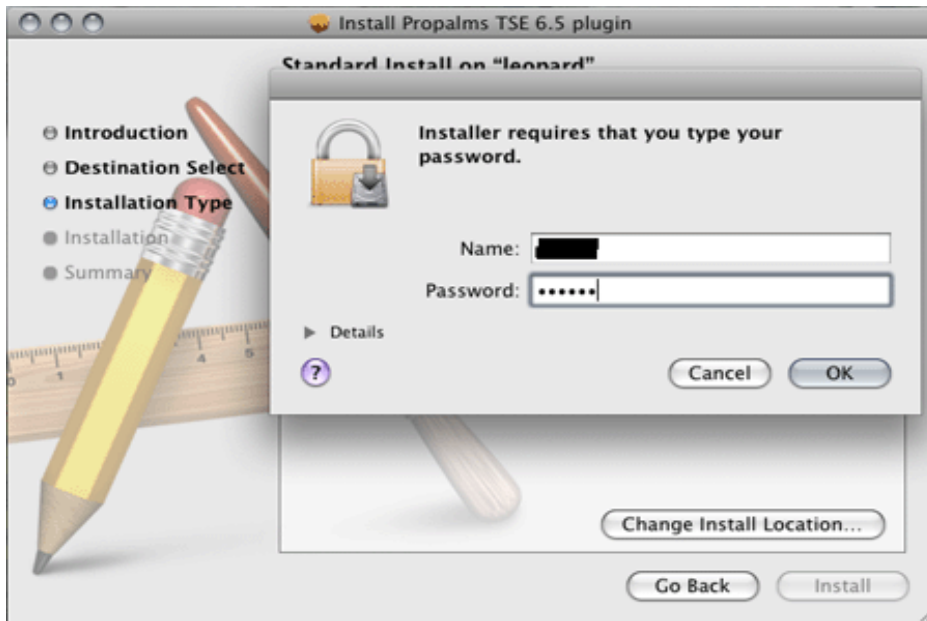
Propalms TSE MAC plug-in is designed for Macintosh PowerPC processor:

Propalms Mac plug-in (PowerPC) zip file containing the Propalms TSE Mac Client with entire documentation on how to use the Mac Client only on Power Processor based Macs. This plug-in is currently only tested on Safari 1.1 (v10.0) and higher browser running on OS X version 10.3. So make sure latest plug-ins are installed for Safari browser on MAC PC running a Power Processor.

Mac Client Installation Steps

1. Download and extract "mac-tse-plugin.zip" file from web server it contains "Propalms TSE 6.5 plugin.pkg", which is installer on mac.





2. After successful installation verify that plugin is installed.

Installed Plug-ins

Propalms TSE Plug-In

Propalms TSE plug-in — from file “PropalmsTSEPlugin.plugin”.

MIME Type	Description	Extensions
application/x-tarantella-tse	Propalms TSE	rdp